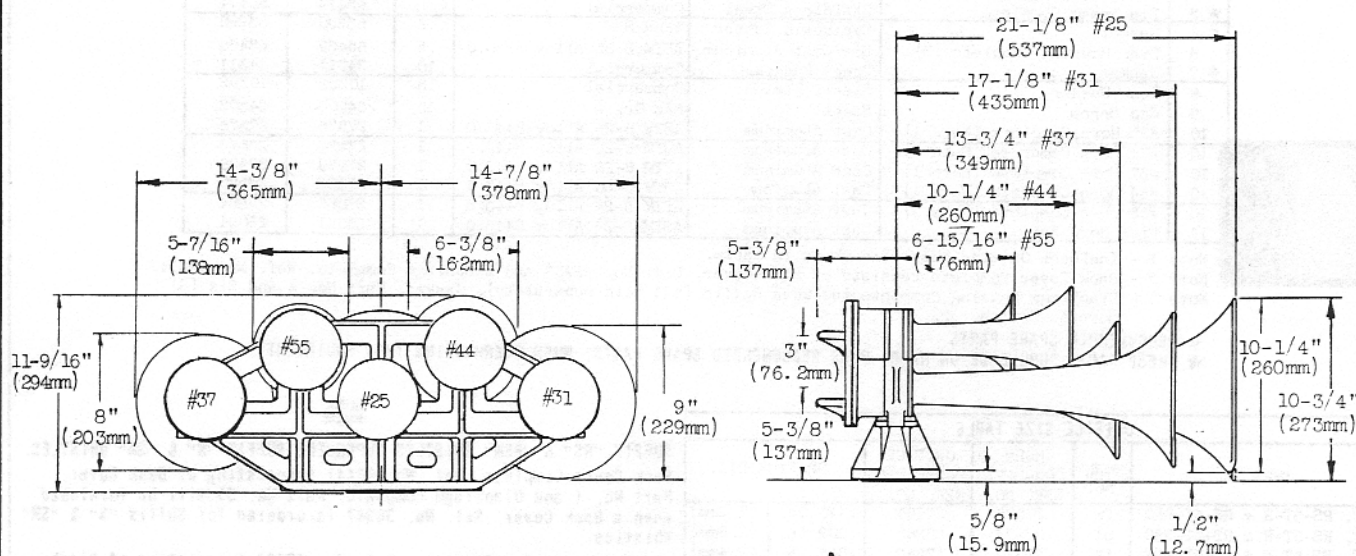
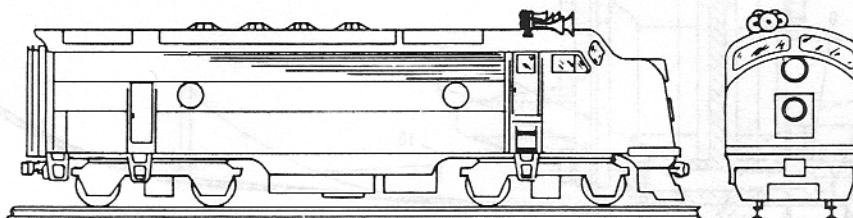


# RS-5T, RS-5T-R, RS-5T-F, RS-5T-RF & RS-5T-RRO CHIME WHISTLES



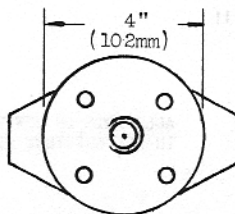
TYPES RS-5T AND RS-5T-F CHIME WHISTLES SHOWN.  
 FOR TYPE RS-5T-R AND RS-5T-RF, DIRECTION OF #55 AND #31 HORNS ARE REVERSED  
 TYPE RS-5T-RRO WHISTLES ARE ASSEMBLED OPPOSITE ORDER  
 SHOWN FOR RS-5T-R LEFT TO RIGHT #31, #44, #25, #55, #37



TYPICAL INSTALLATION

## MOUNTING FLANGE

TAPPED IN CENTER FOR 1/2" (15mm) PIPE.  
 FOUR 9/16" (14.3mm) HOLES EQUALLY SPACED  
 AND STRADDLING CENTER LINE ON 3" (76.2mm)  
 DIAMETER BOLT CIRCLE



SEE REVERSE SIDE FOR PART NAME  
 AND PART REFERENCE NUMBER

FOR SINGLE TONE CHIME WHISTLE  
 SEE DWG. NO. 100/1.4.1  
 FOR DUAL TONE CHIME WHISTLE  
 SEE DWG. NO. 100/1.4.2  
 FOR TRIPLE TONE CHIME WHISTLE  
 SEE DWG. NO. 100/1.4.3

APPROXIMATE NET WEIGHT - 42-1/2 LB. (19.3kg)



**LESLIE CO.**

PARSIPPANY, NEW JERSEY 07054

LESLIE-SUPERTYFON CHIME WHISTLE  
 TYPES RS-5T, RS-5T-R, RS-5T-F,  
 RS-5T-RF AND RS-5T-RRO  
 CHIME WHISTLES

DATE	APP'D.	D'W'N	DWG. NO.	100/1.4.4 ALT. 2
4-27-78	EB	MG		

Printed in U.S.A.

DRAWING NO. 100/1.4.4, TYPES RS-5T, RS-5T-R, RS-5T-F, RS-5T-RF AND RS-5T-RRO CHIME WHISTLES  
WHEN ORDERING PARTS, GIVE TYPE, PART NAME AND PART REFERENCE NUMBER FROM TABLE BELOW  
USE PART NUMBER ONLY TO LOCATE PART ON DRAWING

PART NO.	PART NAME	MATERIAL	MATERIAL SPEC.	QTY. PER UNIT	RS-5T, RS-5T-R, RS-5T-RRO	RS-5T-F & RS-5T-RF
1	Back Cover Complete (2)	Die Cast Aluminum	ASTM B-85 Alloy A360.0	5	63441	63441
2	Screw, Taptight	Steel, Plated	Commercial	2	62961	62961
★ 3	Diaphragm Complete	Stainless Steel	Commercial	1	63414	63414
★ 4	Gasket	Synthetic Rubber	Buna N	5	63290	63290
6	Diaphragm Housing Complete (3)	Die Cast Aluminum	ASTM B-85 Alloy A360.0	5	63439	63439
★ 7	Gasket	Sheet Packing	Commercial	10	24311	24311
8	Lock Washer	Steel, Plated	Commercial	15	10392	10392
9	Cap Screw	Steel	SAE Gr. 2	15	24503	24503
10	#25 Horn Complete (Note 1)	Cast Aluminum	ASTM B-26 Alloy B443.0	1	27575	27575
10	#31 Horn Complete (Note 1)	Cast Aluminum	ASTM B-26 Alloy B443.0	1	27577	27576
10	#37 Horn Complete (Note 1)	Cast Aluminum	ASTM B-26 Alloy B443.0	1	27579	27578
10	#44 Horn Complete (Note 1)	Cast Aluminum	ASTM B-26 Alloy B443.0	1	27582	27580
10	#55 Horn Complete (Note 1)	Cast Aluminum	ASTM B-26 Alloy B443.0	1	27585	27584
11	Five Horn Base	Cast Aluminum	ASTM B-26 Alloy B443.0	1	26091	26091

Note 1 - Includes Orifice Dowel Pin shown in table.

Note 2 - Back Cover Complete consists of Back Cover, Ref. No. 62957 and Diaphragm Complete, Ref. No. 63414.

Note 3 - Diaphragm Housing Complete includes Baffle (not sold separately), Gasket, Part No. 4 and Six (6) Screws, Part No. 2.

★ RECOMMENDED SPARE PARTS.

★ THESE PARTS SHOULD BE ON HAND, PLUS RECOMMENDED SPARE PARTS, WHEN OVERHAULING THIS EQUIPMENT.

ORIFICE SIZE TABLE

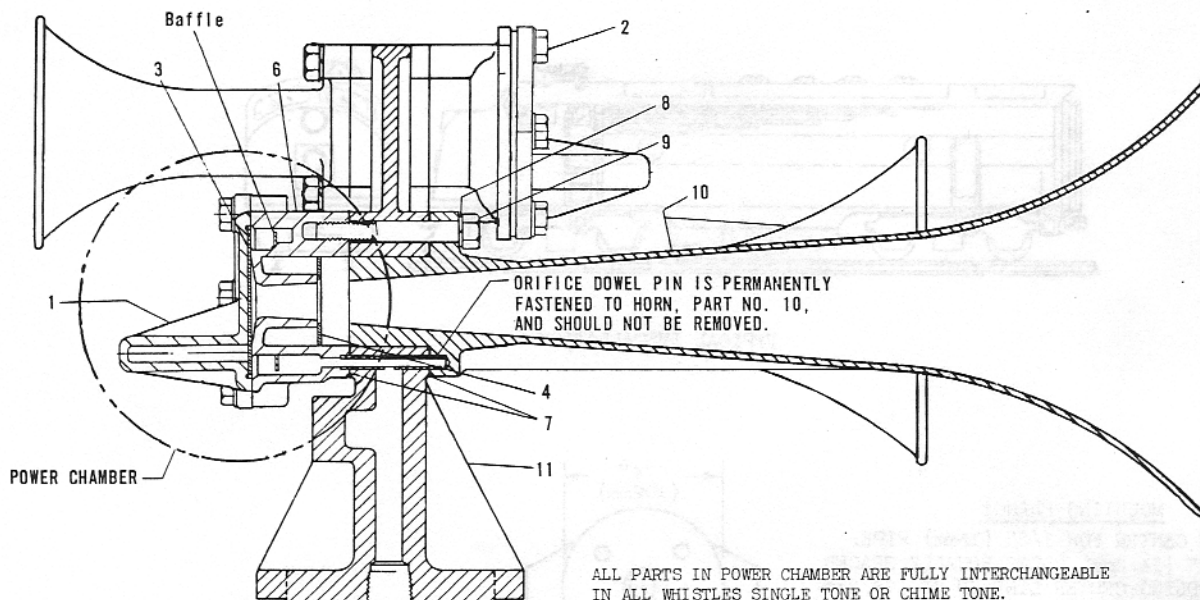
TYPE	HORN NO.	HORN COMPLETE REF. NO.	ORIFICE DOWEL PIN REF. NO.	ORIFICE DIA.
RS-5T, RS-5T-R & RS-5T-RRO	25	27575	27284	.125 in. (3.2mm)
RS-5T, RS-5T-R & RS-5T-RRO	31	27577	27285	.109 in. (2.8mm)
RS-5T, RS-5T-R & RS-5T-RRP	37	27579	27282	.095 in. (2.4mm)
RS-5T, RS-5T-R & RS-5T-RRO	44	27582	27281	.080 in. (2.0mm)
RS-5T, RS-5T-R & RS-5T-RRO	55	27585	27281	.080 in. (2.0mm)
RS-5T-F & RS-5T-RF	25	27575	27284	.125 in. (3.2mm)
RS-5T-F & RS-5T-RF	31	27576	27284	.125 in. (3.2mm)
RS-5T-F & RS-5T-RF	37	27578	27284	.125 in. (3.2mm)
RS-5T-F & RS-5T-RF	44	27580	27284	.125 in. (3.2mm)
RS-5T-F & RS-5T-RF	55	27584	27284	.125 in. (3.2mm)

NOTE

SUFFIX "RS" & "RSM" WHISTLES SUPERSEDE SUFFIX "S" & "SM" WHISTLES. Back Cover Complete, Ref. No. 63441 (consisting of Back Cover, Part No. 1 and Diaphragm Complete, Part No. 3) will be furnished when a Back Cover, Ref. No. 36347 is ordered for Suffix "S" & "SM" Whistles.

Diaphragm Housing Complete, Ref. No. 63439 (consisting of Diaphragm Housing with Baffle, Gasket, Part No. 4 and Six (6) Screws, Part No. 2) will be furnished when a Diaphragm Housing, Ref. No. 34861 is ordered for Suffix "S" & "SM" Whistles.

The Suffix "RS" & "RSM" Back Cover Complete and Diaphragm Housing Complete listed above are interchangeable with Suffix "S" & "SM" Back Cover and Diaphragm Housing.



## MAINTENANCE INSTRUCTIONS

### CLEANING

TO INSPECT AND CLEAN REMOVE BACK COVER SCREWS, PART NO. 2 AND TAKE OFF BACK COVER, PART NO. 1 AND DIAPHRAGM, PART NO. 3. CLEAN DIAPHRAGM AND BAFFLE SURFACES THOROUGHLY.

### CLEANING AIR LINES

WHENEVER A BACK COVER IS REMOVED IT IS GOOD PRACTICE TO BLOW OUT THE AIR LINES BY OPENING OPERATING VALVE WIDE WITH FULL RESERVOIR PRESSURE ON THE LINE. THIS WILL ALSO CLEAN OUT ORIFICE DOWEL PIN.

NO ADJUSTMENT IS NECESSARY.

### REPLACING OR REVERSING WHISTLE

REMOVE HORN CAP SCREWS, PART NO. 9 AND PULL HORN, PART NO. 10 OUT CAREFULLY. BEFORE REPLACING OR REVERSING HORN, THE OUTER SURFACE OF THE SMALL END SHOULD BE COATED WITH VARNISH.

CLEAN GASKET FACES OF DIAPHRAGM HOUSING, PART NO. 6, AND HORN. BE SURE TO REPLACE GASKETS, PART NO. 4 AND NO. 7.

INSTALL LOCK WASHERS, PART NO. 8 AND TIGHTEN HORN CAP SCREWS FIRMLY.

IF IT IS EVER NECESSARY TO REPLACE ORIFICE DOWEL PIN, INSERT IT INTO HORN WITH ORIFICE FACING OUTWARD AND IN LINE WITH RIB OF HORN.